 Teton Photography Group

**Post-processing
Presets, Plug-ins &
Pop: Nik**

Loren Nelson
www.NaturalPhotographyJackson.com

Agenda for the evening

- Welcome and introductions
- Overview of digital image processing software
- Plug-ins and pre-sets; differences
- Google / DxO Nik software suite functions
 - Sharpen HDR Efex Analog Efex
 - Define Silver Efex
 - Color Efex Viveza
- Pros & cons summary of Nik software
- Wrap-up by 7:30 PM

 **TPGed**
Photography Education in the Tetons


2018 TPG Program Theme

“Creating compelling images”

- Technically precise
- Composed with intent
- Elicit emotion / engaging
- **Pops** in the viewer’s mind

What ruins a photo?

- Unintentionally blurred image
 - Out of focus
 - Subject moves
 - Camera shake
- Improper exposure
 - Over-exposure
 - Under-exposure (sometimes fixable in PP)
- Poor composition
 - Lack of subject, foreground, background
 - Complicating / distracting components

 **No POP**

Learning Objectives

At the end of this session, you will be able to:

- List the plug-ins available in the Nik suite
- Explain the difference between the plug-ins
- Understand and use local control points
- Use and create pre-sets and recipes in Nik software
- Create unique and dynamic images
- Improve your digital post-processing skills

Pre-sets, plug-ins & pop

Repeat after me...

- There is no one, single workflow
- My workflow is not the only way
- Workflow changes with images / outputs
- There are lots of ways to skin a cat
- Find what is best for you

Always have a workflow in mind

Efficiently vs Meticulously LightRoom vs PhotoShop

- | <u>LightRoom</u> | <u>PhotoShop</u> |
|----------------------------|------------------------|
| • Synchronized editing | • Single image editing |
| • Image storage system | • Bridge is viewer |
| • Database / search engine | |
| • Adobe Camera Raw | • Adobe Camera Raw |
| • Image-level editing | • Pixel-level editing |
| • Non-destructive edits | • Destructive edits |
| • Limited local edits | • Smart objects |
| | • Layers & overlays |
| | • Masks |
| | • Content-aware fill |


The programs are different but complementary.

Presets vs Plug-ins

- Presets (think **settings**)
 - Available in both Lightroom & Photoshop
 - Function: To change multiple settings at one time
 - Almost any setting and any metadata
 - Lightroom: Import, Develop, Metadata, Export
- Plug-ins (think **operations**)
 - Complex 'actions', filters, operations
 - Some in Lightroom; many in Photoshop
 - Some stand-alone's act like plug-ins

LightRoom Modules

- Library – organize your images
 - Import, export, publish images
- Develop – process your images
- Map – geo-tag your images
- Book – create a photo book
- Slide show – create a slideshows
- Print – print your images
- Web – create a web objects
- **“Edit In” function**



Nik History

- Nik stand alone company - 1995
- Google purchase - 2012
 - Starting cost ~\$500 for entire suite
 - 2013 dropped cost to ~\$150
 - 2016 made programs free
 - May 2017 – no further development / updates
- DxO purchase – October 2017
 - Integrated into DxO OpticsPro RAW now called DxO PhotoLab
 - Reportedly plan major update in Mid-2018
 - No word about cost of update / subscription?

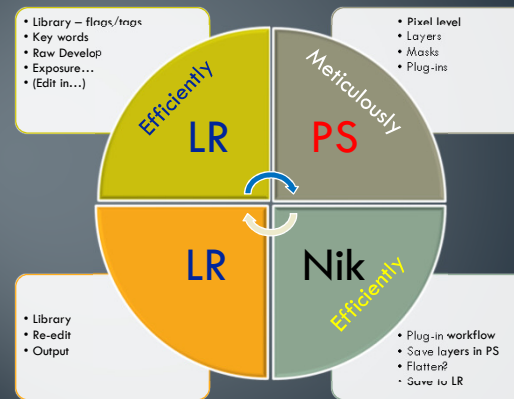


Why consider Nik plug-ins?

- The price is right!
- Compatible with Photoshop & Lightroom in Mac or PC
- Highly automated processing
 - Customizable
 - Presets
 - Recipes



Plug-ins and Workflow



The Nik Suite

1 Dfine
Improve your images with noise reduction tailored to your camera.
More details

2 Viveza
Selectively adjust the color and tonality of your images without complicated masks or selections.
More details

3 HDR Efex Pro
From natural to artistic, explore the full potential of HDR photography.
More details

4 Silver Efex Pro
Master the art of black-and-white photography with darkroom-inspired controls.
More details

5 Color Efex Pro
A comprehensive set of filters for color correction, retouching, and creative effects.
More details

6 Sharpener Pro
Bring out hidden details consistently with the professional's choice for image sharpening.
More details

7 Analog Efex Pro
Explore the look and feel of classic cameras, films, and lenses.
More details

Z tools
3-8 functions / tool
5-55 presets / function
3-10 settings / preset

My Goal with Presets and Plug-ins

80%

- Allow me to efficiently see what my vision may be
- Get me close to my vision quickly
- Allow several options within my vision
- Provide tools for the final 20%

I get bored if I spend more than about 3 minutes on an image.

The Nik Tool Suite

Common Characteristics

- Presets / filters
- Adjustments
- Recipes
- Control points

Free-standing Operation?

- HDR Efex Pro
- Also directly from Lightroom

Local Control Points

- Positive or negative points
- Sized but affect hue or luminance of same values – **auto-masked**
- Affect one or multiple variables

Dfine 2

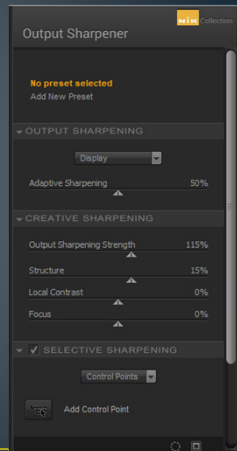
- Noise reduction (luminance/contrast and color)
- All RGB channels or isolated
- Analyzes multiple regions and smooths noise
- Auto vs manual (auto is fast & powerful)
- Local control points
- **First** step in most advanced workflow
- Creates new layer in Photoshop

Raw Pre-sharpener (Sharpener Pro 3)

- Pre-sharpening raw files when other tools are not used
- General and local pre-sharpening tool
- Many recommend sharpening at end of workflow
- Creates new layer in Photoshop

Output Sharpener (Sharpener Pro 3)

- Post-sharpening TIFF/PSD files
- General and local sharpening tool
- Selective (adaptive) sharpening
- Local contrast and focus (blur)
- Sharpening at end of workflow
- Creates new layer in Photoshop



Color Efex Pro 4

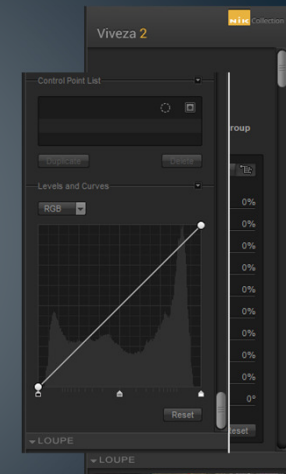
- Color image contrast and sharpening/detail extractor
- Many presets for each filter
- Can combine filters in recipes
- Local +/- control points
- Can adjust the “strength” of effect
- Creates new layer in Photoshop

HDR Efex Pro 2

- Multiple image HRD conversion and presets
- Single image tone mapping
- 32 bit conversion
- Multiple pre-sets
- Flexible “strength” adjustments
- Does **NOT** create a new layer in Photoshop
- Stand alone and Lightroom direct also

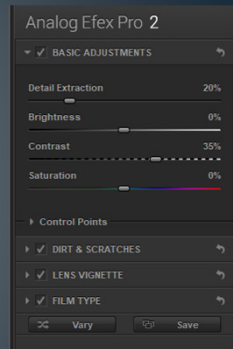
Viveza 2

- General tone and color adjustments
- Levels and curves
- Local adjustments tools
- Control points

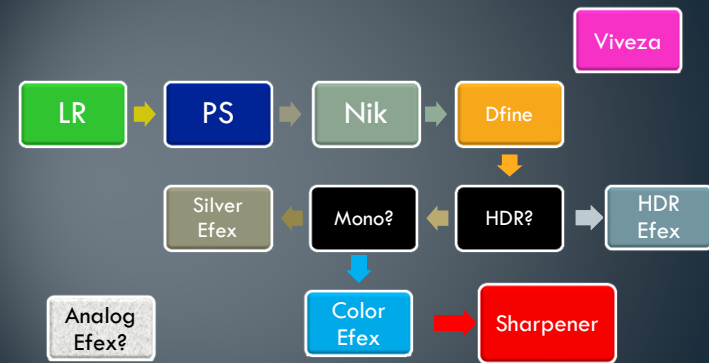


Analog Efex Pro 2

- Plug-ins for vintage film looks
- Can make your \$6,000 digital camera produce the film quality of a Brownie or Instamatic
- Create film technical errors
- Many presets and tools
- Not exactly sure why you would use this?



Nik Suite Workflow Options



Processing Software Key Points

- Software is selected according to use
- Organize images in LR Library module
- Do image-level edits on raw file (LR)
- Pixel-level edits in PS (return as PSD or TIF)
- Nik plug-ins create new PS layers (file size!)
- Return to LR for final edits, crop, & output

Good to Great Photographs

- Good photographs
 - Proper exposure
 - Sharp focus
 - Nice composition
 - Good subject
- Great photographs
 - Emotional impact / visual tension
 - Creativity and style
 - Feeling and emphasis
 - Seeing and understanding
 - Unique perspective / lighting

TPG 2018 Theme
Creating compelling images

Summary



Lightroom:

- Powerful database for image organization
- Non-destructive, image-level edits
- Seamless integration with other Adobe and many third-party products

Photoshop:

- Pixel level, destructive edits
- Powerful tool for fine editing

Nik Plug-ins:

- Efficiency / workflow
- Complex pre-sets simplified

